



MORGAN ASSOCIATES

ESTATE & LETTINGS AGENCY

Swallowtail Close,  
Cheltenham GL51  
Price Guide £229,500





## Swallowtail Close,

### Cheltenham GL51

#### Full description

Situated in a peaceful cul-de-sac, this well-presented two-bedroom end-of-terrace home on Swallowtail Close offers comfortable living across two floors, ideal for first-time buyers, investors, or those seeking a well-connected base in Cheltenham.

The ground floor features a welcoming entrance hall leading to a bright, well-proportioned open plan living and dining area.

Double doors open out to the private rear garden, allowing plenty of natural light to fill the space and creating an easy flow for everyday living and entertaining.

The separate kitchen offers ample storage and space for essential appliances.

Upstairs, the property provides two bedrooms and a family bathroom.

Both bedrooms are double in size and allow plenty of space for additional furnishings, desks or toy storage.

The bathroom is fitted with a bath and overhead shower, with fully tiled walls and a neutral finish throughout.

Externally, the rear garden offers a patio area and lawn, ideal for outdoor dining or relaxing, along with a useful garden shed.

To the front of the property is an allocated parking space and a small, landscaped garden area.

This property presents an excellent opportunity with great potential for investors or owner-occupiers. It is offered with no onward chain.

#### Summary

Swallowtail Close is a popular residential area within walking distance of several local parks and close to a range of amenities.

The location offers convenient access to GCHQ, Cheltenham town center, and the M5 motorway, making it ideal for commuters and those seeking a well-connected setting.

#### Further Information

Tenure: Freehold

Council Tax band: B

Services: Mains gas, electricity, water and drainage

Local Authority: Cheltenham Borough Council. Tel. 01242 26 26 26

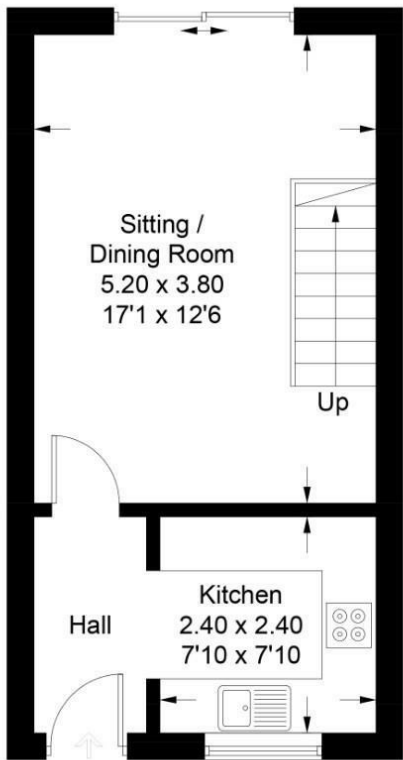




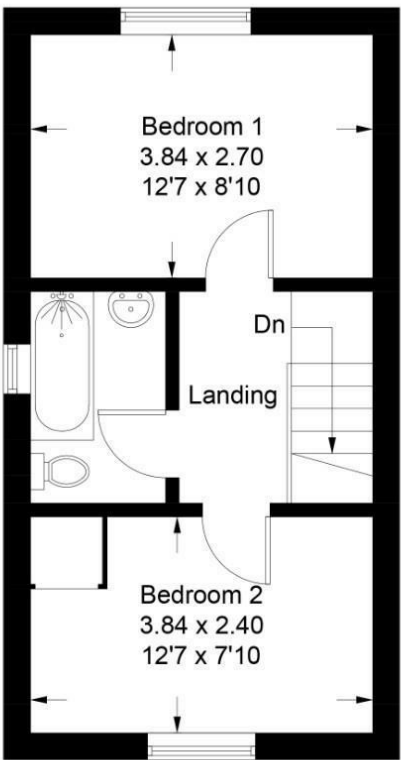
Floor Plan

7 Swallowtail Close

Approximate Gross Internal Area = 59.3 sq m / 638 sq ft



Ground Floor

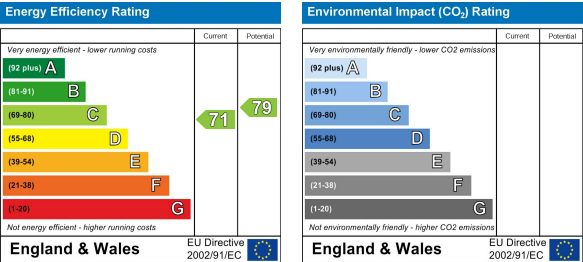


First Floor

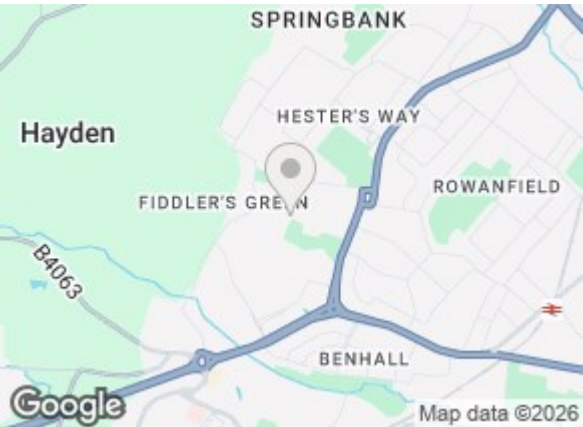
Illustration for identification purposes only, measurements are approximate, not to scale. Fourlabs.co © (1255997)

These particulars, whilst believed to be accurate are set out as a general outline only for guidance and do not constitute any part of an offer or contract. Intending purchasers should not rely on them as statements of representation of fact, but must satisfy themselves by inspection or otherwise as to their accuracy. No person in this firms employment has the authority to make or give any representation or warranty in respect of the property.

Energy Efficiency Graph



Area Map



Viewing

Please contact us on 01242 514 285 if you wish to arrange a viewing appointment for this property or require further information.

Rotunda Buildings Montpellier Exchange  
Cheltenham  
Gloucestershire  
GL50 1SJ

T. 01242 514 285  
E. sales@morgan-associates.co.uk  
W. www.morgan-associates.co.uk

